


000550








Eesti Kennelliit
Estonian Kennel UnionPärilike silmahaiguste uuring
Certificate of Eye ExaminationVarem uuritud
Previously examinedJah
Yes Uuringu kuupäev
Date of examination

Koer / Dog

| | | | | | | |
|---|--|--|---|--|--------------------------------------|--|
| Tõug Breed | MEDIUM SIZE POODLE FAWN | | Sünnikuupäev Date of birth | 16.09.11 | Registri number Studbook number | EST-05733/11 |
| Nimi Name | CHANSON D'ERE ATILA | | <input checked="" type="checkbox"/> Isane Male | <input type="checkbox"/> Emane Female | | |
| ID-number ID-marked | Jah Yes <input checked="" type="checkbox"/> | Ei No <input checked="" type="checkbox"/> | ID-number ID-number | 900088000242809 | Isa reg. nr. Studbook No. of Sire | EMA reg. nr. Studbook No. of Dam |
| Omanik Owner | JULIA RADIK & ILANA RADIK | | | | | |
| Address Address | MÄNNIKU TEE 98A - 29 | | | | | |
| Postiindeks ja linn (maakond) Zip code and area | 11215, TALLINN | | | | Telefon Telephone | 56506007 |
| Kinnitan, et minu poolt oma koera kohta antud andmed on uuritava koera kohta. Olen nõus, et silmauuringu tulemused on avalikud ja kantakse EKL tõuraamatusse ning neid võivad kasutada nii Eesti Kennelliit kui ka tõuorganisatsioonid. | | | I declare that the dog submitted for examination is the one declared above I agree that the results of this examination will be registered with the Estonian Kennel Union and will be made public. I accept that the results will further be utilized by Estonian Kennel Union and the breed club(s). | | |  Omaniku allkiri Signature of the owner |

Kontrollitakse omaniku poolt

Uuringute tulemus / Examination result

| Silmapõhi Fundus | Parem / Right | Vasak / Left |
|---|---|---|
|  |  |  |
| Lääts Lens |  |  |
| Laud, sarvkest, iiris, muud leiud Eyelids, cornea, iris, other findings |  |  |

Ei esine PRA, RD, katarakti (KC), PPM, distilatsioon tunnuseid
Does not show symptoms of

Esineb tunnuseid
Shows symptoms of

Kliiniline leid arvatavalt pärlilik Jah Ei EVH
Presumed to be inherited Yes No Currently unknown

Müdrüas Jah/Yes ERG Tonomeetria Gonioskoopia Pilulamp Oftalmoskoop / kaudne
Mydriatic Tonometry Gonioscopy Slit-lamp Ophthalmoscopy / indirect

Ametlik
Official

Lõplik diagnoos
Final results

Kordusuuring 12-24 kuu pärast
Re-examination month

Kuupäev / Date 19.02.2015

Uuringu teostaja / Examined by

